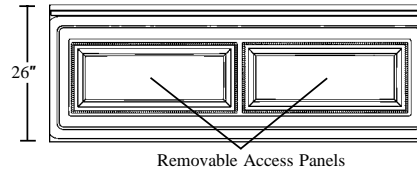
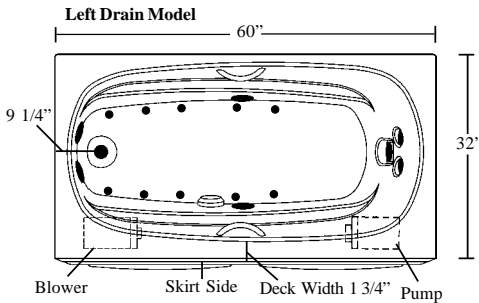
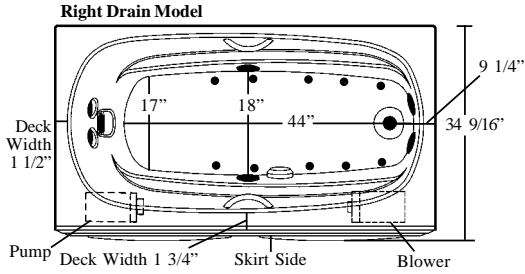


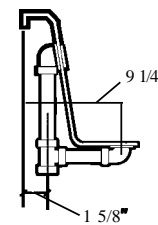
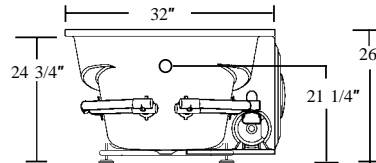
LUXEAIR 32

AQUATIC

LUXEAIR SERIES MODEL # AI32LUX6032ISL (LEFT DRAIN) / AI32LUX6032ISR (RIGHT)



Rough-In Plumbing Measurements



**Note: Requires a mortar base.
ABS Support Base not included.**

SPECIFICATIONS:

General Specifications:

Tub Size	60" x 34 9/16" x 26"
	152 cm x 88 cm x 66cm
Bathing Well	44" long
	18" wide
	21 1/4" interior depth
Shipping Weight	254 lbs. / 115 kg
Tub Weight Filled	733 lbs. / 333 kg
Tub Only Weight	161 lbs. / 73 kg
Gallons to Overflow	69 gal. / 261 L
Gallons to Operate	50 gal. / 189 L

Electrical Specifications:

Pump	1.75HP; 12 AMP; 110V
Inline Heater	1.5 kW; 12.5 AMP; 110V
Requirement	1-15 AMP 2 pole, separate circuit required protected with Class A GFCI
Blower	1 HP; 10.5 AMP; 110V
Requirement	1-15 AMP 1 pole, separate circuit required protected with Class A GFCI

*This whirlpool will need to be hard wired to the breaker box.
Three outlets will be supplied on the whirlpool.*

STANDARD EQUIPMENT:

- **Whirlpool Bath System:**
 - 1.75 HP Run-Dry Pump with 20-Minute Timer
 - 1.5 kW Inline Maintenance Heater
- **7 Hydrotherapy Jets including:**
 - 4 Full Size Pressure-Flo Hydrotherapy Jets
 - 2 StressEaz Neck & Shoulder Therapy Jets
 - 1 Recessed Rotary Massage Jet
- **Air Bath System:**
 - 1 HP Variable Speed Air Blower with 20-Minute Timer
 - 3 Massage Settings: Constant, Wave and Pulse
 - Automatic Purge and Dry Cycle
 - 600 Watt Air Heating System
- **Aquatic Quality Features:**
 - Electronic Control Panel
 - "Quiet Pad" Anti-Vibration Pump Mount for Quiet Pump Operation
 - Color Matched Integral Skirt with Removable Access Panels
 - Integrally Molded Tile Flange
 - 2 Bolt-On Grab Bars Color Matched (White & Biscuit) or Chrome
 - 2 Arm Rests
 - Slip Resistant Floor
 - Adjusta-Level Base
 - Heat-bent Rigid PVC Piping for Optimum Sanitary Conditions
 - Durable, Easy to Clean, Lucite® Cast Acrylic Surface
 - Available in 8 Standard No-Charge Colors
- **UL & IAPMO Listed, Factory Tested**
- **Limited Lifetime Warranty**

OPTIONAL EQUIPMENT:

- Comfort Pillow - Oval or Rectangle
 - Jet Finish
 - Chrome, Polished Brass, Gold Tone, Polished Nickel or Satin Nickel
 - Bolt on Grab Bars
 - Polished Brass, Gold Tone, Polished Nickel, Satin Nickel or Oil Rubbed Bronze
 - Lift & Turn Waste and Overflow
 - Chrome, Polished Brass, Gold, Polished Nickel, Satin Nickel or Oil Rubbed Bronze
 - Cable Drive Waste and Overflow
 - Chrome, Polished Brass, Gold, Polished Nickel, Satin Nickel, Oil Rubbed Bronze or Color Matched (Bone, White & Biscuit Only)
 - Hand Held Jet
 - Premium Colors
- All acrylic colors featured by Aquatic match the industry's leading fixture manufacturers.*

**Fax-On-Demand
Document # 1157**



The manufacturer accepts a 1/4" variance. There are variations on each tub and specifications are subject to change as we improve upon our product as required. The dimensions needed for site preparation and structure building should be measured from the tub; Aquatic Industries, Inc. assumes no responsibility for preparatory work.