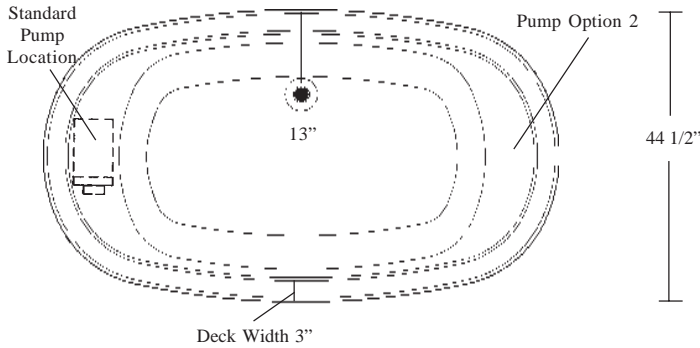
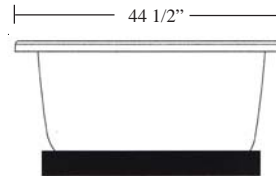
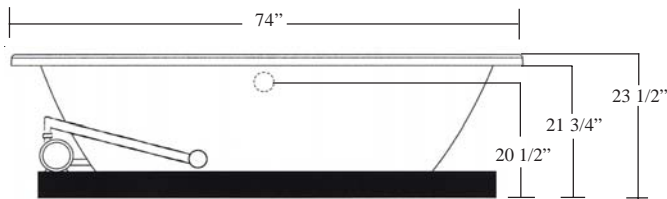


# HOTSOAK 71

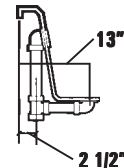
**HOTSOAK SERIES MODEL # AI9AIR7444HS**



**CAN BE USED IN AN UNDERMOUNT APPLICATION**



**Rough-In Plumbing Measurements**



## SPECIFICATIONS:

### General Specifications:

|                            |                         |
|----------------------------|-------------------------|
| <b>Tub Size</b>            | 74" x 44 1/2" x 23 1/2" |
|                            | 188 cm x 113 cm x 60 cm |
| <b>Bathing Well</b>        | 50" long                |
|                            | 28" wide                |
|                            | 21 1/2" interior depth  |
| <b>Shipping Weight</b>     | 200 lbs. / 91 kg        |
| <b>Tub Weight Filled</b>   | 1170 lbs. / 532 kg      |
| <b>Tub Only Weight</b>     | 146 lbs. / 66 kg        |
| <b>Gallons to Overflow</b> | 128 gal. / 485 L        |

### Electrical Specifications:

|                     |   |
|---------------------|---|
| <b>Pump</b>         | 1/15 HP; 1.3 AMP; 110V  |
| <b>Heater</b>       | 1.5 kW; 12.5 AMP; 110V  |
| <b>Requirements</b> | 20 AMP; 110V, separate circuit required protected w/ Class A GFCI |

### STANDARD EQUIPMENT:

- **Aquatic Quality Features:**
- 1.5 kW Inline Maintenance Heater
- Run-Dry Pump with 20-Minute Timer
- 2 Circulation Portal Covers
- Bath-Side On/Off Electronic Button
- "QuietPad" Anti-Vibration Pump Mount for QuietPad Operation
- Slip Resistant Floor
- Extra Deep and Long Bathing Well
- Pre-leveled ABS Support Base
- Heat-bent Rigid PVC Piping for Optimum Sanitary Conditions
- Durable, Easy to Clean, Lucite® Cast Acrylic Surface
- Available in 8 Standard No-Charge Colors
- **UL & IAPMO Listed, Factory Tested**
- **Limited Lifetime Warranty**

### OPTIONAL EQUIPMENT:

- Comfort Pillow - Oval or Rectangle
- Lift & Turn Waste and Overflow
  - Chrome, Polished Brass, Gold, Polished Nickel, Satin Nickel, or Oil Rubbed Bronze
- Cable Drive Waste and Overflow
  - Chrome, Polished Brass, Gold, Polished Nickel, Satin Nickel, Oil Rubbed Bronze, or Color Matched (Bone, White & Biscuit Only)
- Decorative Rim Kit - Chrome or Polished Brass
- Optional Pump Location
- Premium Colors

*All acrylic colors featured by Aquatic match the industry's leading fixture manufacturers.*

**Fax-On-Demand Document #1246**



The manufacturer accepts a 1/4" variance. There are variations on each tub and specifications are subject to change as we improve upon our product as required. The dimensions needed for site preparation and structure building should be measured from the tub; Aquatic Industries, Inc. assumes no responsibility for preparatory work.