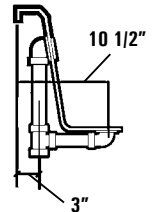
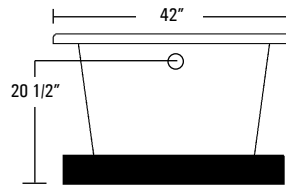
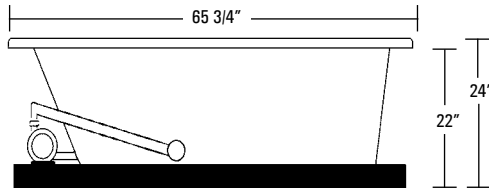


CAN BE USED IN AN UNDERMOUNT APPLICATION

Rough-In Plumbing Measurements



SPECIFICATIONS:

GENERAL SPECIFICATIONS:

Tub Size	65 3/4" x 42" x 24"
	167 cm x 107 cm x 61 cm
Bathing Well	44" long
	27 1/2" wide
	21" interior depth
Maximum Water Depth	17"
Shipping Weight	188 lbs. / 85 kg
Tub Weight Filled	1072 lbs. / 486 kg
Tub Only Weight	104 lbs. / 47 kg
Weight with Equipment	114 lbs. / 52 kg
Gallons to Overflow	115 gal. / 435 L

ELECTRICAL SPECIFICATIONS:

Pump	1/15 HP; 1.3 AMP; 110V
Heater	1.5 kW; 12.5 AMP; 110V
Requirements	20 AMP; 110V, separate circuit required protected w/ Class A GFCI

STANDARD EQUIPMENT:

- Aquatic Quality Features:**
- 1.5 kW Inline Maintenance Heater
 - Run-Dry Pump with 20-Minute Timer
 - 2 Circulation Portal Covers
 - Bath-Side On/Off Electronic Button
 - "Quiet Pad" Anti-Vibration Pump Mount for Quiet Operation
 - Slip Resistant Floor
 - Pre-leveled ABS Support Base
 - Heat-bent Rigid PVC Piping for Optimum Sanitary Conditions
 - Durable, Easy to Clean, Lucite® Cast Acrylic Surface
 - Available in 8 Standard No-Charge Colors
- UL & IAPMO Listed, Factory Tested Limited Lifetime Warranty**

OPTIONAL EQUIPMENT:

- Chromotherapy*
- Comfort Pillow - Oval or Rectangle
- Bolt-On Grab Bars
- White, Biscuit, Chrome, Polished Brass, Gold, Polished Nickel, Satin Nickel or Oil Rubbed Bronze
- Lift & Turn Waste and Overflow
- Chrome, Polished Brass, Gold, Polished Nickel, Satin Nickel or Oil Rubbed Bronze
- Cable Drive Waste and Overflow
- Chrome, Polished Brass, Gold, Polished Nickel, Satin Nickel, Oil Rubbed Bronze or Color Matched (Bone, White and Biscuit Only)
- Chromotherapy
- Integral Tiling Flange (Customer must specify which side(s) should receive flange)
- Color Matched Acrylic Skirt
- Premium Colors

All acrylic colors featured by Aquatic match the industry's leading fixture manufacturers.

**This whirlpool will need to be hard wired to the breaker box. Three outlets will be supplied on the whirlpool.*

The manufacturer accepts a 1/4" variance. There are variations on each tub and specifications are subject to change as we improve upon our product as required. The dimensions needed for site preparation and structure building should be measured from the tub; Aquatic Industries, Inc. assumes no responsibility for preparatory work.