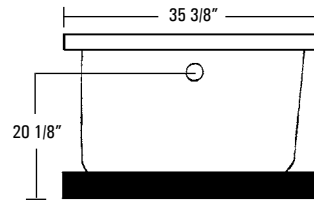
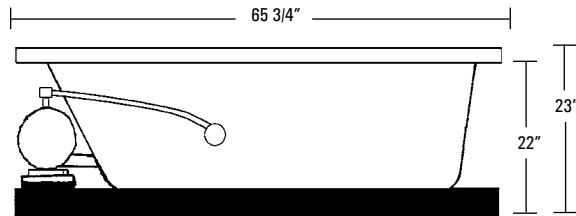

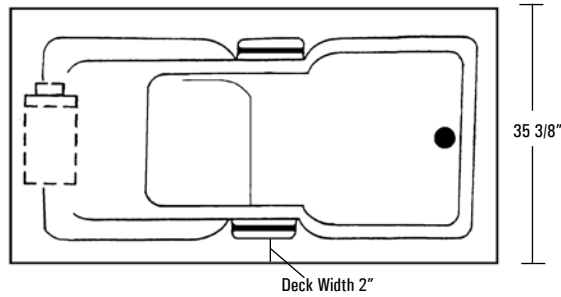


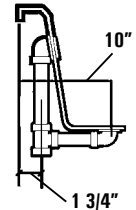
HOTSOAK 64

AQUATIC

HOTSOAK SERIES MODEL # AI5AIR6636HS



Rough-In Plumbing Measurements



SPECIFICATIONS:

GENERAL SPECIFICATIONS:

Tub Size	65 3/4" x 35 3/8" x 23"
	167 cm x 90 cm x 58 cm
Bathing Well	44" long
	25" wide
	21 3/4" interior depth
Shipping Weight	209 lbs. / 95 kg
Tub Weight Filled	806 lbs. / 366 kg
Tub Only Weight	117 lbs. / 53 kg
Gallons to Overflow	85 gal. / 322 L

ELECTRICAL SPECIFICATIONS:

Pump	1/15 HP; 1.3 AMP; 110V
Heater	1.5 kW; 12.5 AMP; 110V
Requirements	20 AMP; 110V, separate circuit required protected w/ Class A GFCI

This unit is not recommended for shower installations.

STANDARD EQUIPMENT:

Aquatic Quality Features:

- 1.5 kW Inline Maintenance Heater
 - Run-Dry Pump with 20-Minute Timer
 - 2 Circulation Portal Covers
 - Bath-Side On/Off Electronic Button
 - "Quiet Pad" Anti-Vibration Pump Mount for Quiet Operation
 - Raised Seat
 - Slip Resistant Floor
 - 2 Arm Rests
 - Extra Deep and Long Bathing Well
 - Pre-leveled ABS Support Base
 - 2 Color Matched Grab Bars
 - Heat-bent Rigid PVC Piping for Optimum Sanitary Conditions
 - Durable, Easy to Clean, Lucite® Cast Acrylic Surface
 - Available in 8 Standard No-Charge Colors
- UL & IAPMO Listed, Factory Tested Limited Lifetime Warranty**

OPTIONAL EQUIPMENT:

- Chromatherapy LED Lighting*
- Comfort Pillow - Oval or Rectangle
- Grab Bar
 - White, Biscuit, Chrome, Polished Brass, Gold, Polished Nickel, Satin Nickel or Oil Rubbed Bronze
- Lift & Turn Waste and Overflow
 - Chrome, Polished Brass, Gold, Polished Nickel, Satin Nickel or Oil Rubbed Bronze
- Cable Drive Waste and Overflow
 - Chrome, Polished Brass, Gold, Polished Nickel, Satin Nickel, Oil Rubbed Bronze or Color Matched (Bone, White and Biscuit Only)
- Factory Installed Rigid ABS Tile Flange
- Color Matched Acrylic Skirt
- Premium Colors

All acrylic colors featured by Aquatic match the industry's leading fixture manufacturers.

**This whirlpool will need to be hard wired to the breaker box. Three outlets will be supplied on the whirlpool.*

The manufacturer accepts a 1/4" variance. There are variations on each tub and specifications are subject to change as we improve upon our product as required. The dimensions needed for site preparation and structure building should be measured from the tub; Aquatic Industries, Inc. assumes no responsibility for preparatory work. www.whirlpoolbath.net 800-894-1022