



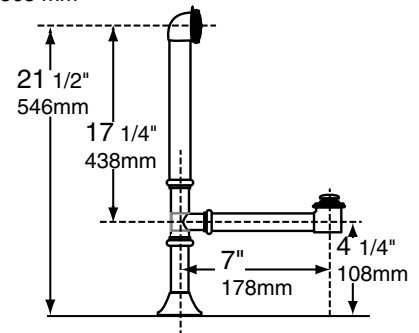
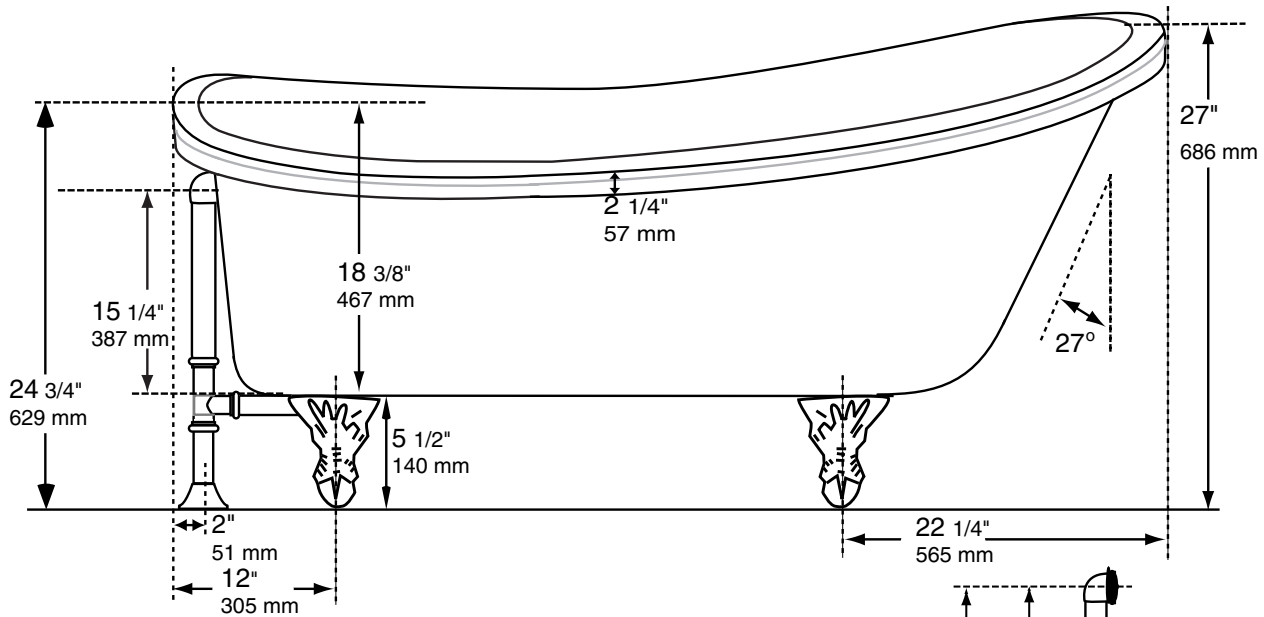
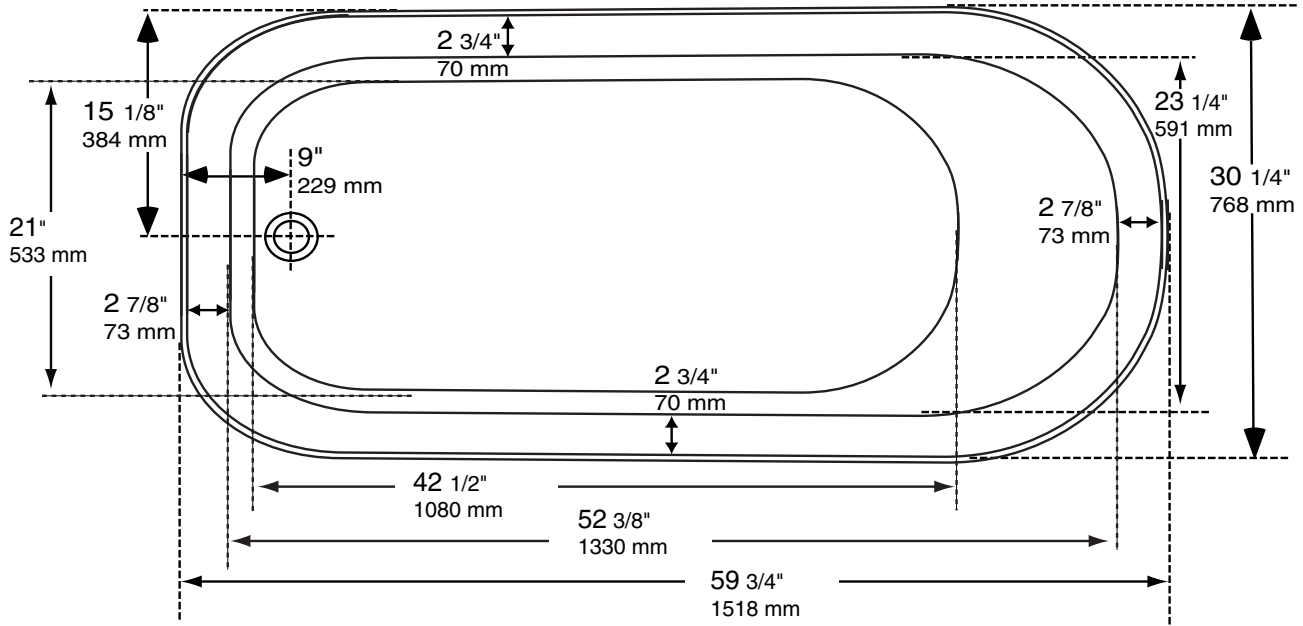
# ***Napoleon***

***Available as a Soaking Bath Only***

All the clawfoot baths with the exception of the Virginia and Julius are finished by first laminating the acrylic exterior with a thick coating of a fiber, resin and polyester (FRP) mix, which is then painted with a gelcoat surface called Orange Peel. This process produces an exterior surface that mimics the rough hewn surface of the original cast iron baths they replace. Please examine carefully the image to the right to be certain you would enjoy the appearance of the exterior. People either love it or really dislike it. There is no middle ground and we do not accept returns of these baths for aesthetic reasons.



# Napoleon soaker



*Overall outer dimensions may vary plus or minus 1/4 inch.  
 Inner dimensions of flat surfaces show minimum flat surface  
 dimension for construction purposes only.  
 Radius or curve length is not shown.  
 The sum of the flat surface dimensions  
 will not equal overall length.*

*All published dimensions are for reference  
 only. Any critical dimensions required  
 for installation should be taken directly  
 from the bath being installed.*

# Napoleon

*clawfoot tub*

## Technical Specification

### Available Configurations

### Model Statistics

▶ <b>Soaking Bath</b>	Number of gallons 3 inches from overflow:	37 US gallons 31 imperial gallons
	Painted Exterior Finish with Cast Iron Look	
	White, Chrome, Satin Nickel, Gold or Oil Rubbed Bronze feet	
	Number of headrests:	1
	Lumbar support:	1
	Water depth to bottom of overflow:	14"
Number of bathers:	maximum of 1	

---

Meets the requirements of:

ANSI Z124.1 (1995), ANSI Z124.2 (1995) / CSA B45.5-02, CSA B45.0-02  
UL1795 Third Edition, Rev. Sept.2006 / CSA C22.2 No.218.2-93 (R2004)  
ASME A112.19.7

---

**CHOICES COMMON TO ALL CONFIGURATIONS:**

- ▶ Standard Colors: White, Biscuit or Bone.
  - ▶ Optional Colors: Consult factory for availability.
  - ▶ Drain & Overflow (optional).
-

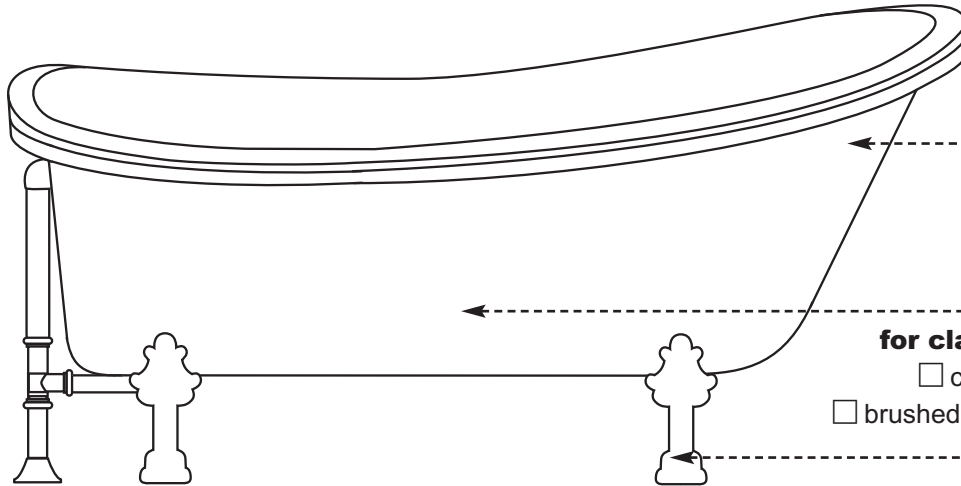
# Napoleon

## STANDARD POSITIONING

P.O.# \_\_\_\_\_

Quantity: \_\_\_\_\_

Cust. ref.# \_\_\_\_\_




Painted exterior finished with cast iron look





**Waste & overflow for clawfoot bath (optional):**





- chrome,  polished brass
- brushed nickel, oil rubbed bronze

**Color of feet:**

- white,  chrome
- satin nickel,  gold
- oil rubbed bronze



OPTIONS & POSITIONING CHOICES	
<b>Color of bath</b>	<input type="checkbox"/> white, <input type="checkbox"/> biscuit, <input type="checkbox"/> bone, <input type="checkbox"/> other (subject to surcharge): _____ (verify availability)
	<b>System:</b> <input type="checkbox"/> Health, <input type="checkbox"/> Aquamasseur, <input type="checkbox"/> Ultimate <b>N/A</b> <input type="checkbox"/> Soaker (without system)
	<b>Multi-Function control:</b> For alternative operation of the tub. <b>NOT APPLICABLE FOR THIS MODEL</b> Select trim color: <input type="checkbox"/> white, <input type="checkbox"/> biscuit, <input type="checkbox"/> chrome, <input type="checkbox"/> nickel, <input type="checkbox"/> gold
	<b>Injectors:</b> select type <input type="checkbox"/> standard or <input type="checkbox"/> mini injectors, center color: _____ / trim cap color: _____ <b>NOT APPLICABLE FOR THIS MODEL</b>
	<b>Blower relocation kit (12')</b> (optional): <input type="checkbox"/> Yes <input type="checkbox"/> No <b>NOT APPLICABLE FOR THIS MODEL</b>

SYMBOL CHART			
	Indicates location of blower		Indicates location of drain
	Indicates location of bottom injectors		Indicates location of wall injectors

Final approval: \_\_\_\_\_ (signature) Printed name: \_\_\_\_\_ Date: (dd-mm-yy)